

STATEMENT OF APPROVED BUDGET, UTILIZATIONS, DISBURSEMENTS AND BALANCES

(For Off-Budgetary Funds)


As at the Quarter Ending June 30, 2023


Department : State Universities and Colleges (SUCs)
 Agency/Entity : Batangas State University
 Operating Unit : < not applicable >
 Organization Code (UACS) : 08 038 0000000
 Fund Cluster : 05 - Internally Generated Funds
 (e.g. UACS Fund Cluster: 05-Internally Generated Funds and 06-Business Related Funds)

Particulars	UACS CODE	Approved Budget			Utilizations					Disbursements				Balances			
		Approved Budgeted Revenue	Adjustments (Reductions, Modifications/ Augmentation)	Adjusted Budgeted Revenue	1st Quarter Ending March 31	2nd Quarter Ending June 30	3rd Quarter Ending September 30	4th Quarter Ending December 31	Total	1st Quarter Ending March 31	2nd Quarter Ending June 30	3rd Quarter Ending September 30	4th Quarter Ending December 31	TOTAL	Unutilized Budget	Unpaid Obligations (10-15)=(17+18)	
																Due and Demandable	Not Yet Due and Demandable
1	2	3	4	5=[(3+(-)4)]	6	7	8	9	10=(6+7+8+9)	11	12	13	14	15=(11+12+13+14)	16=(5-10)	17	18
General Administration and Support	10000000000000000000	259,706,238.60	0.00	259,706,238.60	17,584,780.58	48,281,640.01	0.00	0.00	65,866,420.59	9,168,137.83	26,233,398.64	0.00	0.00	35,401,536.47	193,839,818.01	5,160,362.43	25,304,521.69
General Management and Supervision	10000010000100000000	259,706,238.60	0.00	259,706,238.60	17,584,780.58	48,281,640.01	0.00	0.00	65,866,420.59	9,168,137.83	26,233,398.64	0.00	0.00	35,401,536.47	193,839,818.01	5,160,362.43	25,304,521.69
MOOE		143,316,470.00	0.00	143,316,470.00	14,300,851.24	28,611,292.45	0.00	0.00	42,912,143.69	9,168,137.83	25,997,737.92	0.00	0.00	35,165,875.75	100,404,326.31	1,638,383.20	6,107,884.74
CO		116,389,768.60	0.00	116,389,768.60	3,283,929.34	19,670,347.56	0.00	0.00	22,954,276.90	0.00	235,660.72	0.00	0.00	235,660.72	93,435,491.70	3,521,979.23	19,196,636.95
Sub-Total, General Administration and Support		259,706,238.60	0.00	259,706,238.60	17,584,780.58	48,281,640.01	0.00	0.00	65,866,420.59	9,168,137.83	26,233,398.64	0.00	0.00	35,401,536.47	193,839,818.01	5,160,362.43	25,304,521.69
PS		0.00	0.00	0.00	0.00	0.00	0.00	0.00	0.00	0.00	0.00	0.00	0.00	0.00	0.00	0.00	0.00
MOOE		143,316,470.00	0.00	143,316,470.00	14,300,851.24	28,611,292.45	0.00	0.00	42,912,143.69	9,168,137.83	25,997,737.92	0.00	0.00	35,165,875.75	100,404,326.31	1,638,383.20	6,107,884.74
FinEx (if Applicable)		0.00	0.00	0.00	0.00	0.00	0.00	0.00	0.00	0.00	0.00	0.00	0.00	0.00	0.00	0.00	0.00
CO		116,389,768.60	0.00	116,389,768.60	3,283,929.34	19,670,347.56	0.00	0.00	22,954,276.90	0.00	235,660.72	0.00	0.00	235,660.72	93,435,491.70	3,521,979.23	19,196,636.95
Support to Operations	20000000000000000000	622,867,366.34	0.00	622,867,366.34	31,824,049.91	65,074,229.77	0.00	0.00	96,898,279.68	8,170,827.11	17,744,837.51	0.00	0.00	25,915,664.62	525,969,086.66	5,168,992.44	65,813,622.62
Auxiliary Services	20000010000100000000	622,867,366.34	0.00	622,867,366.34	31,824,049.91	65,074,229.77	0.00	0.00	96,898,279.68	8,170,827.11	17,744,837.51	0.00	0.00	25,915,664.62	525,969,086.66	5,168,992.44	65,813,622.62
PS		259,010.00	0.00	259,010.00	0.00	0.00	0.00	0.00	0.00	0.00	0.00	0.00	0.00	0.00	259,010.00	0.00	0.00
MOOE		270,903,611.86	0.00	270,903,611.86	18,841,320.33	35,963,526.25	0.00	0.00	54,804,846.58	8,170,827.11	17,006,985.31	0.00	0.00	25,177,812.42	216,098,765.28	2,205,012.66	27,422,021.50
CO		351,704,744.48	0.00	351,704,744.48	12,982,729.58	29,110,703.52	0.00	0.00	42,093,433.10	0.00	737,852.20	0.00	0.00	737,852.20	309,611,311.38	2,963,979.78	38,391,601.12
Sub-Total, Support to Operations		622,867,366.34	0.00	622,867,366.34	31,824,049.91	65,074,229.77	0.00	0.00	96,898,279.68	8,170,827.11	17,744,837.51	0.00	0.00	25,915,664.62	525,969,086.66	5,168,992.44	65,813,622.62
PS		259,010.00	0.00	259,010.00	0.00	0.00	0.00	0.00	0.00	0.00	0.00	0.00	0.00	0.00	259,010.00	0.00	0.00
MOOE		270,903,611.86	0.00	270,903,611.86	18,841,320.33	35,963,526.25	0.00	0.00	54,804,846.58	8,170,827.11	17,006,985.31	0.00	0.00	25,177,812.42	216,098,765.28	2,205,012.66	27,422,021.50
FinEx (if Applicable)		0.00	0.00	0.00	0.00	0.00	0.00	0.00	0.00	0.00	0.00	0.00	0.00	0.00	0.00	0.00	0.00
CO		351,704,744.48	0.00	351,704,744.48	12,982,729.58	29,110,703.52	0.00	0.00	42,093,433.10	0.00	737,852.20	0.00	0.00	737,852.20	309,611,311.38	2,963,979.78	38,391,601.12
Operations	30000000000000000000	1,549,612,502.60	0.00	1,549,612,502.60	97,107,727.81	186,868,743.83	0.00	0.00	283,976,471.64	62,525,601.27	121,764,977.81	0.00	0.00	184,290,579.08	1,265,636,030.96	16,852,140.33	82,833,752.23
OO : Relevant and quality tertiary education ensured to achieve inclusive growth and access of poor but deserving students to quality tertiary education increased	31000000000000000000	1,398,598,447.04	0.00	1,398,598,447.04	90,384,449.43	178,598,114.23	0.00	0.00	268,982,563.66	59,084,466.79	117,043,292.28	0.00	0.00	176,127,759.07	1,129,615,883.38	15,291,660.32	77,563,144.27
HIGHER EDUCATION PROGRAM	31010000000000000000	1,398,598,447.04	0.00	1,398,598,447.04	90,384,449.43	178,598,114.23	0.00	0.00	268,982,563.66	59,084,466.79	117,043,292.28	0.00	0.00	176,127,759.07	1,129,615,883.38	15,291,660.32	77,563,144.27
Provision of Higher Education Services	31010010000200000000	1,398,598,447.04	0.00	1,398,598,447.04	90,384,449.43	178,598,114.23	0.00	0.00	268,982,563.66	59,084,466.79	117,043,292.28	0.00	0.00	176,127,759.07	1,129,615,883.38	15,291,660.32	77,563,144.27
PS		94,759,480.00	0.00	94,759,480.00	9,047,302.43	21,667,542.14	0.00	0.00	30,714,844.57	7,966,717.32	21,300,392.12	0.00	0.00	29,267,109.44	64,044,635.43	1,447,735.13	0.00
MOOE		634,028,834.03	0.00	634,028,834.03	65,306,099.36	102,173,603.14	0.00	0.00	167,479,702.50	51,117,749.47	88,768,473.25	0.00	0.00	139,886,222.72	466,549,131.53	6,108,264.25	21,485,215.53
CO		669,810,133.01	0.00	669,810,133.01	16,031,047.64	54,756,968.95	0.00	0.00	70,788,016.59	0.00	6,974,426.91	0.00	0.00	6,974,426.91	599,022,116.42	7,735,660.94	56,077,928.74

Department : State Universities and Colleges (SUCs)
 Agency/Entity : Batangas State University
 Operating Unit : < not applicable >
 Organization Code (UACS) : 08 038 0000000
 Fund Cluster : 05 - Internally Generated Funds
 (e.g. UACS Fund Cluster: 05-Internally Generated Funds and 06-Business Related Funds)


Particulars	UACS CODE	Approved Budget			Utilizations					Disbursements					Balances		
		Approved Budgeted Revenue	Adjustments (Reductions, Modifications/ Augmentations)	Adjusted Budgeted Revenue	1st Quarter Ending March 31	2nd Quarter Ending June 30	3rd Quarter Ending September 30	4th Quarter Ending December 31	Total	1st Quarter Ending March 31	2nd Quarter Ending June 30	3rd Quarter Ending September 30	4th Quarter Ending December 31	Total	Unutilized Budget	Unpaid Obligations (10-15)=(17+18)	
																Due and Demandable	Not Yet Due and Demandable
1	2	3	4	5=[(3+(-)4)]	6	7	8	9	10=(6+7+8+9)	11	12	13	14	15=(11+12+13+14)	16=(5-10)	17	18
OO : Higher education research improved to promote economic productivity and innovation	3200000000000000	122,679,260.69	0.00	122,679,260.69	5,884,487.08	5,219,682.32	0.00	0.00	11,104,169.40	3,085,195.32	3,158,652.13	0.00	0.00	6,243,847.45	111,575,091.29	945,577.11	3,914,744.84
ADVANCED EDUCATION PROGRAM	3201000000000000	16,830,508.91	0.00	16,830,508.91	1,080,927.32	364,287.75	0.00	0.00	1,445,215.07	0.00	29,494.26	0.00	0.00	29,494.26	15,385,293.84	48,979.49	1,366,741.32
Provision of Advanced Education Services	3201001000001000	16,830,508.91	0.00	16,830,508.91	1,080,927.32	364,287.75	0.00	0.00	1,445,215.07	0.00	29,494.26	0.00	0.00	29,494.26	15,385,293.84	48,979.49	1,366,741.32
MOOE		5,060,885.65	0.00	5,060,885.65	21,765.00	364,287.75	0.00	0.00	386,052.75	0.00	29,494.26	0.00	0.00	29,494.26	4,674,832.90	48,979.49	307,579.00
CO		11,769,623.26	0.00	11,769,623.26	1,059,162.32	0.00	0.00	0.00	1,059,162.32	0.00	0.00	0.00	0.00	0.00	10,710,460.94	0.00	1,059,162.32
RESEARCH PROGRAM	3202000000000000	105,848,751.78	0.00	105,848,751.78	4,803,559.76	4,855,394.57	0.00	0.00	9,658,954.33	3,085,195.32	3,129,157.87	0.00	0.00	6,214,353.19	96,189,797.45	896,597.62	2,548,003.52
Conduct of Research Services	3202001000001000	105,848,751.78	0.00	105,848,751.78	4,803,559.76	4,855,394.57	0.00	0.00	9,658,954.33	3,085,195.32	3,129,157.87	0.00	0.00	6,214,353.19	96,189,797.45	896,597.62	2,548,003.52
PS		4,115,000.00	34,462.72	4,149,462.72	248,333.32	69,462.72	0.00	0.00	317,796.04	175,708.32	107,625.00	0.00	0.00	283,333.32	3,831,666.68	34,462.72	0.00
MOOE		68,711,361.93	(54,462.72)	68,656,899.21	4,342,273.58	3,959,158.62	0.00	0.00	8,301,432.20	2,909,487.00	3,021,532.87	0.00	0.00	5,931,019.87	60,355,467.01	712,134.90	1,658,277.43
CO		33,022,389.85	20,000.00	33,042,389.85	212,952.86	826,773.23	0.00	0.00	1,039,726.09	0.00	0.00	0.00	0.00	0.00	32,002,663.76	150,000.00	889,726.09
OO : Community engagement increased	3300000000000000	28,334,794.87	0.00	28,334,794.87	838,791.30	3,050,947.28	0.00	0.00	3,889,738.58	355,939.16	1,563,033.40	0.00	0.00	1,918,972.56	24,445,056.29	614,902.90	1,355,863.12
TECHNICAL ADVISORY EXTENSION PROGRAM	3301000000000000	28,334,794.87	0.00	28,334,794.87	838,791.30	3,050,947.28	0.00	0.00	3,889,738.58	355,939.16	1,563,033.40	0.00	0.00	1,918,972.56	24,445,056.29	614,902.90	1,355,863.12
Provision of Extension Services	3301001000001000	28,334,794.87	0.00	28,334,794.87	838,791.30	3,050,947.28	0.00	0.00	3,889,738.58	355,939.16	1,563,033.40	0.00	0.00	1,918,972.56	24,445,056.29	614,902.90	1,355,863.12
PS		50,000.00	0.00	50,000.00	0.00	0.00	0.00	0.00	0.00	0.00	0.00	0.00	0.00	0.00	50,000.00	0.00	0.00
MOOE		19,201,044.57	0.00	19,201,044.57	838,791.30	3,050,947.28	0.00	0.00	3,889,738.58	355,939.16	1,563,033.40	0.00	0.00	1,918,972.56	15,311,305.99	614,902.90	1,355,863.12
CO		9,083,750.30	0.00	9,083,750.30	0.00	0.00	0.00	0.00	0.00	0.00	0.00	0.00	0.00	0.00	9,083,750.30	0.00	0.00
Sub-Total, Operations		1,549,612,502.60	0.00	1,549,612,502.60	97,107,727.81	186,868,743.83	0.00	0.00	283,976,471.64	62,525,601.27	121,764,977.81	0.00	0.00	184,290,579.08	1,265,636,030.96	16,852,140.33	82,833,752.23
PS		98,924,480.00	34,462.72	98,958,942.72	9,295,635.75	21,737,004.86	0.00	0.00	31,032,640.61	8,142,425.64	21,408,017.12	0.00	0.00	29,550,442.76	67,926,302.11	1,482,197.85	0.00
MOOE		727,002,126.18	(54,462.72)	726,947,663.46	70,508,929.24	109,547,996.79	0.00	0.00	180,056,926.03	54,383,175.63	93,382,533.78	0.00	0.00	147,765,709.41	546,890,737.43	7,484,281.54	24,806,935.08
FinEx (If Applicable)		0.00	0.00	0.00	0.00	0.00	0.00	0.00	0.00	0.00	0.00	0.00	0.00	0.00	0.00	0.00	0.00
CO		723,685,896.42	20,000.00	723,705,896.42	17,303,162.82	55,583,742.18	0.00	0.00	72,886,905.00	0.00	6,974,426.91	0.00	0.00	6,974,426.91	650,818,991.42	7,885,660.94	58,026,817.15
GRAND TOTAL		2,432,186,107.54	0.00	2,432,186,107.54	146,516,558.30	300,224,613.61	0.00	0.00	446,741,171.91	79,864,566.21	165,743,213.96	0.00	0.00	245,607,780.17	1,985,444,935.63	27,181,495.20	173,951,896.54
PS		99,183,490.00	34,462.72	99,217,952.72	9,295,635.75	21,737,004.86	0.00	0.00	31,032,640.61	8,142,425.64	21,408,017.12	0.00	0.00	29,550,442.76	68,185,312.11	1,482,197.85	0.00
MOOE		1,141,222,208.04	(54,462.72)	1,141,167,745.32	103,651,100.81	174,122,815.49	0.00	0.00	277,773,916.30	71,722,140.57	136,387,257.01	0.00	0.00	208,109,397.58	863,393,829.02	11,327,677.40	58,336,841.32
FinEx (If Applicable)		0.00	0.00	0.00	0.00	0.00	0.00	0.00	0.00	0.00	0.00	0.00	0.00	0.00	0.00	0.00	0.00
CO		1,191,780,409.50	20,000.00	1,191,800,409.50	33,569,821.74	104,364,793.26	0.00	0.00	137,934,615.00	0.00	7,947,939.83	0.00	0.00	7,947,939.83	1,053,865,794.50	14,371,619.95	115,615,055.22

Certified Correct:

 RAMOS, ROMEO LANDICHO
 Budget Officer
 Date:

Certified Correct:

 FALO, DANIEL JOHN FROGOSA
 Accountant
 Date:

Recommending Approval By:

 RAMOS, ROMEO LANDICHO
 Director, FMS
 Date:

Approved By:

 RONQUILLO, TIRSO ALGOS
 University President
 Date: